

Influenza Surveillance Report 2019–2020

Week 45 (Nov 3–9, 2019)

Data extracted Nov.15, 2019 at 11:00 am

Next report date: Nov. 29, 2019

Provincial Update: The overall influenza activity level in Manitoba is low. There were sporadic laboratory-confirmed influenza A and B cases from September. Influenza B activity is higher than expected for this time of a season. Other respiratory viruses are co-circulating. Rhinovirus has been the most frequently detected virus in all laboratory detections of respiratory viruses since September and its detections peaked in early October. Activity level in syndromic indicators overall increased from Summer, but has been similar in last few weeks and is within expected levels at this time of a year.

National Update: As of Week 44, influenza activity remained at inter-seasonal levels at the national level. Influenza A(H3N2) was the most common influenza virus circulating in Canada.

International Update: As of Week 44, seasonal influenza activity in the United States was increasing, but remained low overall. Influenza A(H3N2) and Influenza B were the common influenza viruses, while influenza A(H1N1) viruses also circulated. The predominate virus varies by region.



Laboratory	This Week
Laboratory-confirmed influenza cases:	
<ul style="list-style-type: none"> Influenza A: <5 Influenza B: <5 	
	From Sept.
<ul style="list-style-type: none"> Influenza A: 22 Influenza B: 18 	

Severity	This Week
Severe outcomes associated with influenza:	
<ul style="list-style-type: none"> Hospitalizations: <5 ICU* admissions: 0 Deaths: 0 	
	From Sept.
<ul style="list-style-type: none"> Hospitalizations: <5 ICU* admissions: 0 Deaths: 0 	

Outbreaks	This Week
Laboratory-confirmed influenza outbreaks:	
<ul style="list-style-type: none"> Influenza A: 0 Influenza B: 0 Influenza A & B: 0 	
	From Sept.
<ul style="list-style-type: none"> Influenza A: 0 Influenza B: 0 Influenza A & B: 0 	

Vaccine	As of Nov. 1
<ul style="list-style-type: none"> % received by MHSAL of total influenza vaccine doses ordered from manufacturers: 100% % shipped from MHSAL across Manitoba of total doses ordered by immunization service providers: 91% 	

Calls	This Week
Calls to Influenza Service at Health Links–Info Santé: 38	

Physician Visits	This Week
Visits to sentinel physicians due to ILI: 0.7 %	

Antiviral	This Week
Units of antiviral dispensed from pharmacies: 14	

ER Visits	This Week
Respiratory visits to Emergency Department (ED): 141/day	

Note. * ICU admissions were also included in hospitalizations. Numbers are subject to change. Missed events in the current report due to a delay of submission to MHSAL will be included in later reports when data become available.

Influenza Surveillance Report 2019–2020

Figure 1. Weekly Cases of Laboratory-Confirmed Influenza, Manitoba

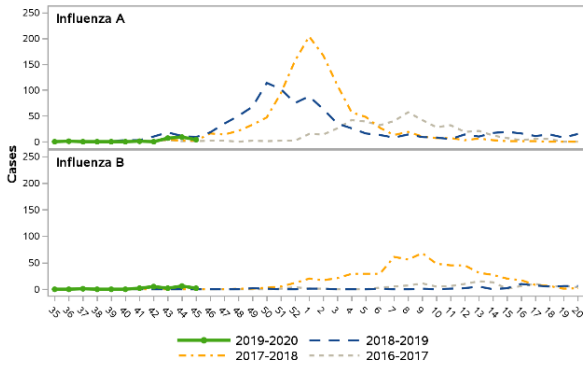


Figure 2. Average Daily Respiratory Visits to Emergency Department and % of Total Visits, Winnipeg Regional Health Authority, Manitoba

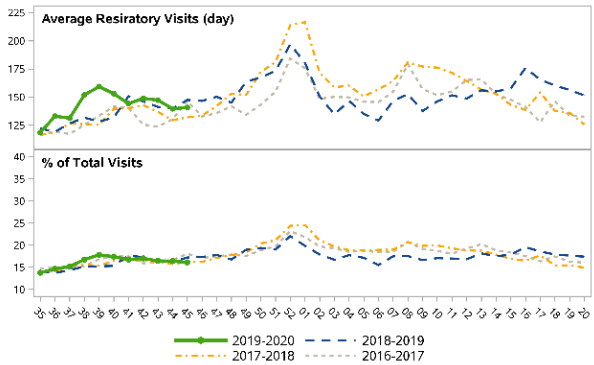


Figure 3. Weekly Influenza and ILI Outbreaks, Manitoba

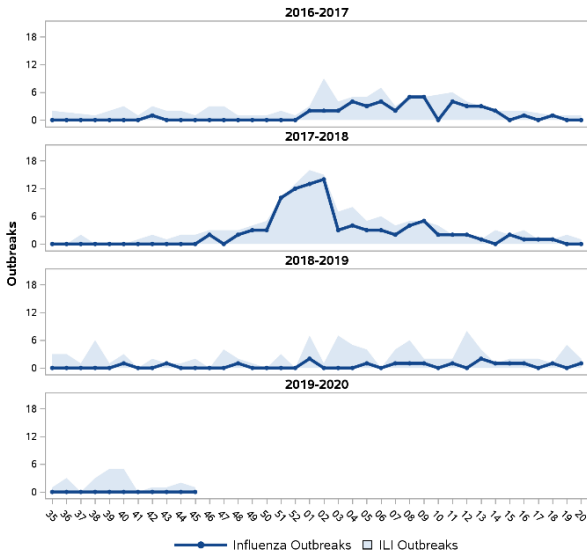


Table 1. Antiviral Resistance of Isolates by Influenza Type and Subtype since September 1, 2019

		Oseltamivir		Zanamivir	
		R*	S**	R*	S**
Canada	A(H3N2)	0	19	0	19
	A(H1N1)	0	6	0	6
	B	0	9	0	9
Manitoba	A(H3N2)	0	1	0	1
	A(H1N1)	0	0	0	0
	B	0	4	0	4

* Resistant **Sensitive

Table 2. Influenza Strain Characterization reported by National Microbiology Laboratory since September 1, 2019

Strain	Number of viruses	
	Canada	Manitoba
A/Kansas/14/2017-like	8	1
A/Brisbane/02/2018-like	6	0
B/Colorado/06/2017-like	8	4

As per the World Health Organization (WHO), all seasonal quadrivalent influenza vaccines for 2019–2020 in the northern hemisphere contain those strains.